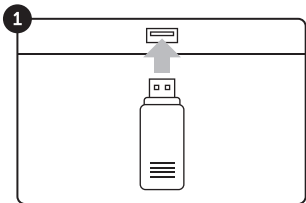



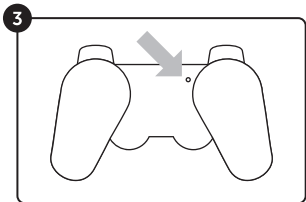
## Resetting the controller with the receiver




Connect the RF receiver to an available USB port.



Press the central button.

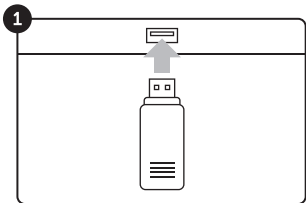


Press the reset button on the backside using a thin object.




Press again the central button.

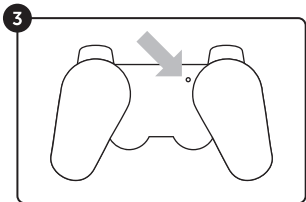
## Redefinir a conexão entre o controlador e o recetor




Ligue o recetor RF a uma porta USB disponível.



Prima o botão central.



Prima o botão de redefinição na parte traseira com um objecto fino.



Prima novamente o botão central.